



2024

AI

PCB

AI

50
APCB MSCI

15

"
ESG"

SBTi UL2799

"

"

ESG

A handwritten signature in black ink, consisting of stylized Chinese characters.

2025 03

CONTENTS

03
03
03

1	12
2	15
3	17
4	17
5	19
6	21
7	22
8	22
9	25
10	25

1	26
2	32
3	38
4	40
5	41
6	43
7	44
8	45
9	45
10	46
11	46
12	46
13	46
14	49


1	ESG	50
2	ESG	54
3		54
4		55
5		56
6		56

1	05
2	05
3	05
4	05


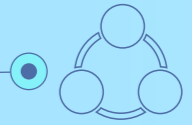
ESG

1	ESG	57
2		59
3		60

1	08
2	08
3	08
4	10
5	10







01

02



Handwritten scribble

01

02

1



3

(4 4S

2

(5






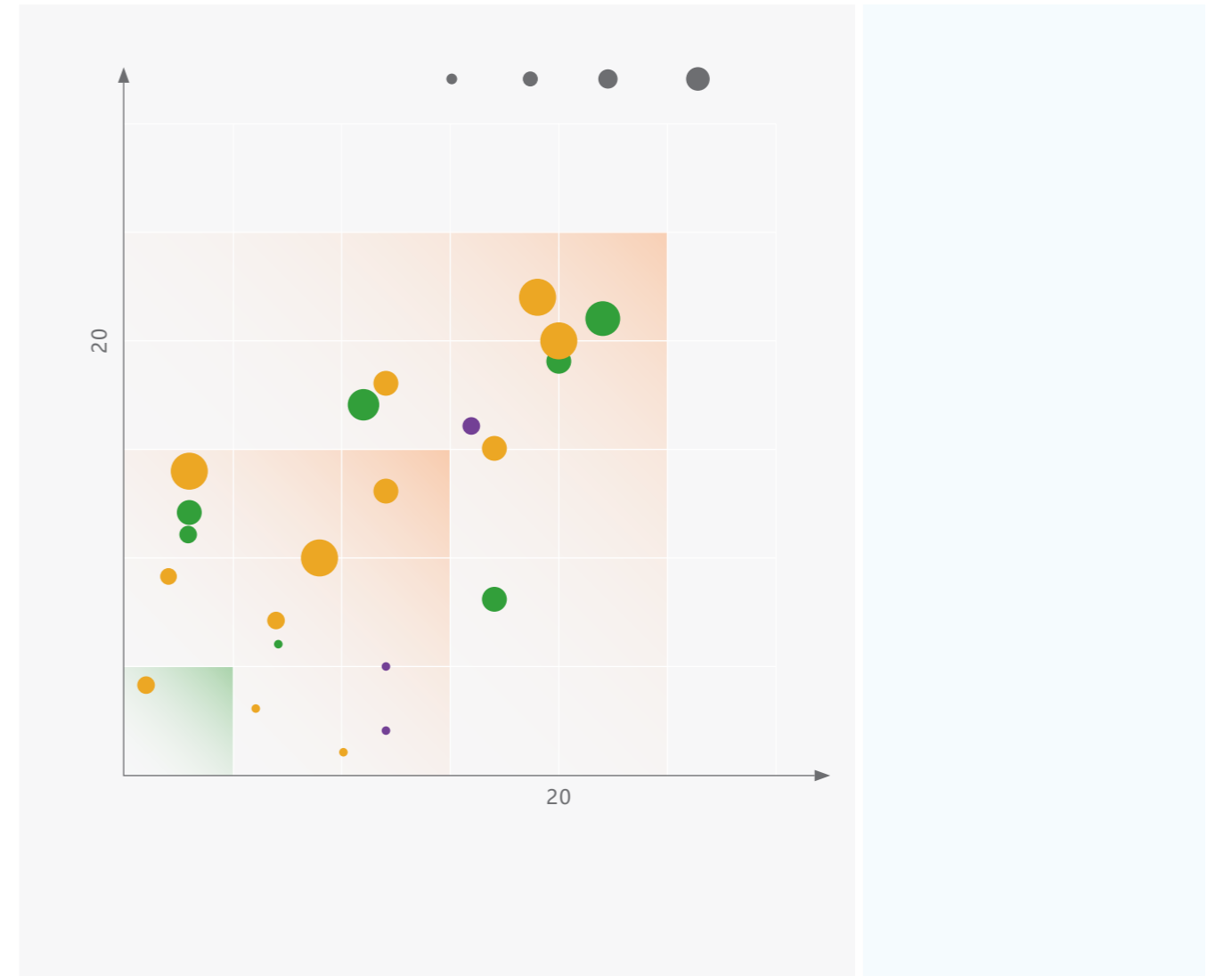
01

22

-	-	-
-	-	-
-	-	-
-	-	-
-	-	-
-	-	-
-	-	-




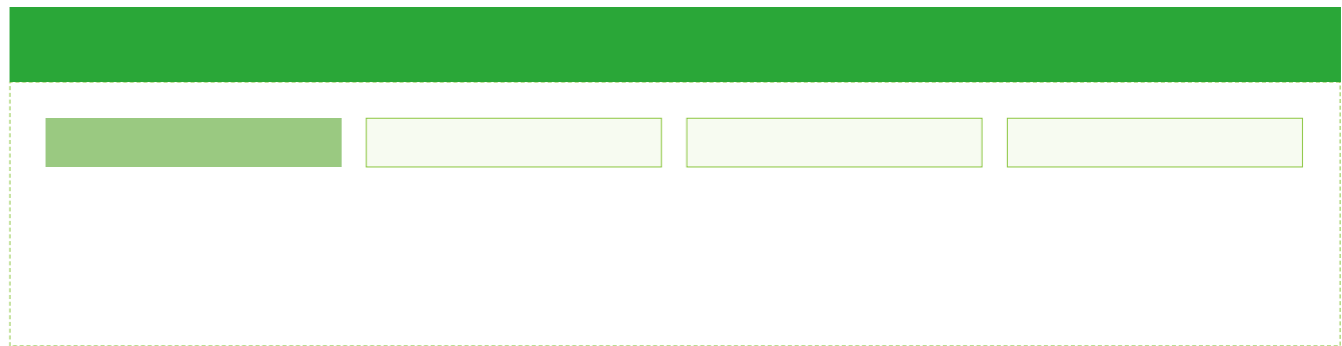
1. 2.







01



ESG
-
-
-

02

1

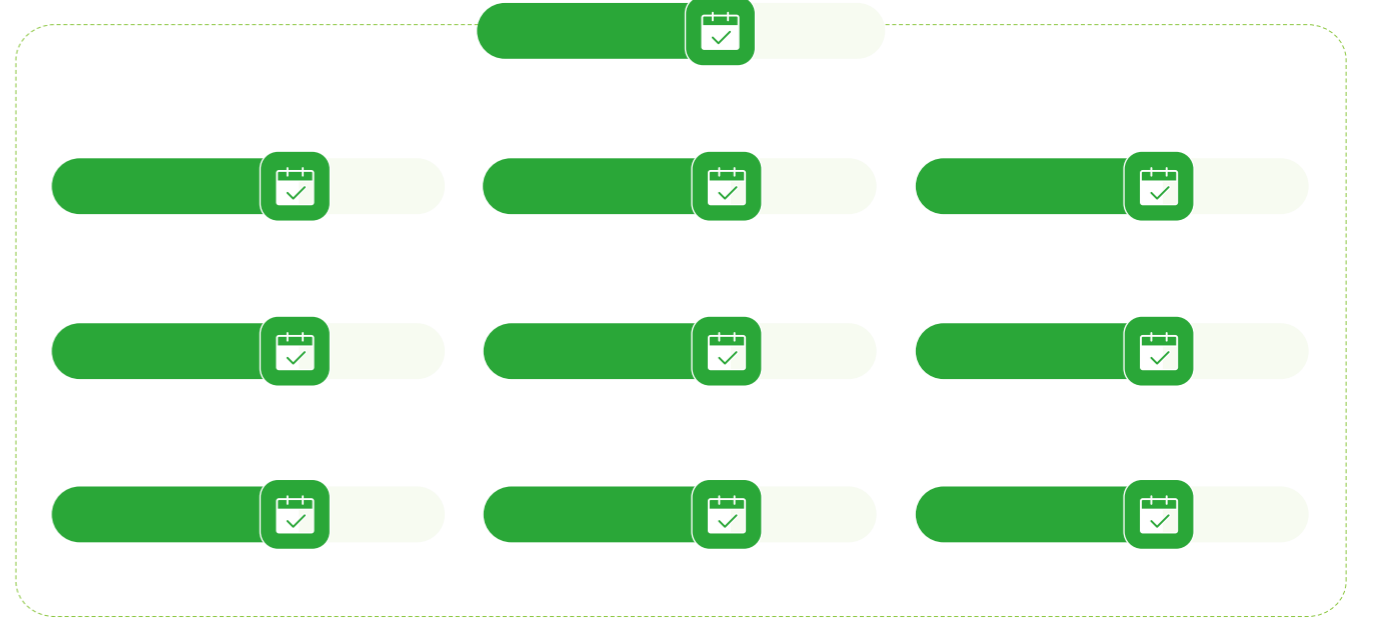


2



03

1



2 2024

Blank lined area for notes or text.

2024

04

-
-
-
-

1 2024



600

2 2024




4000

3 2024

-
-

		2022	2023	2024
--	--	------	------	------



2


4

N₂



2024

2




	(mg/m ³)		t				
	2022	2024					



3

	dB	dB				



2024

01

[Light green bar]

[Green bar]

[Green bar]

[Light green bar]

[Light green bar]

[Light green bar]

[Light green bar]

[Light green bar]

[Light green bar]

[Light green bar]

[Light green bar]

[Light green bar]

[Light green bar]

[Light green bar]

[Light green bar]

[Light green bar]

[Light green bar]

	2022	2023	2024
--	------	------	------

[Light green bar]

02

-

-

03

[Light green bar]

01

1

[Green line]

[Light green bar]

[Light green bar]

[Light green bar]

[Light green bar]

[Green line]

2024

	2021 ~ 2024				%	
	2022		2024	2022	2024	

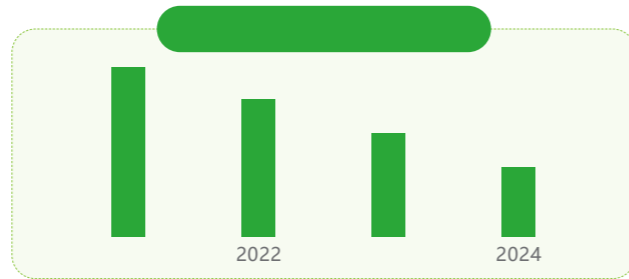
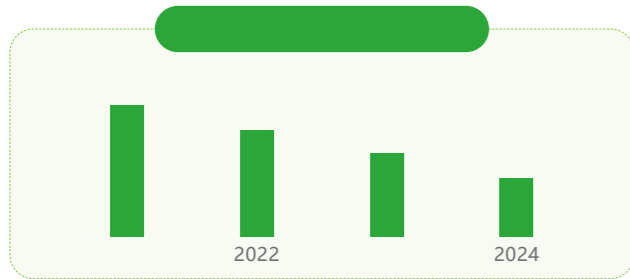
	0	0	0	0		
--	---	---	---	---	--	--

	2021 ~ 2024				%	
	2022		2024	2022	2024	

--	--	--	--	--	--	--

--	--	--	--	--	--	--

--	--	--	--	--	--	--



02

--	--	--	--	--	--

	0	0		0
--	---	---	--	---

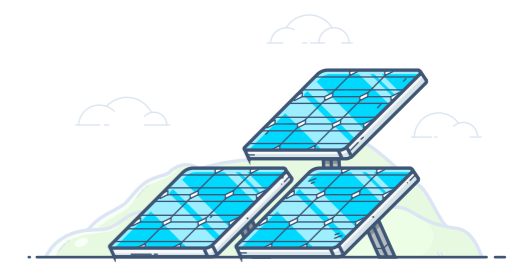
2022	0	0		0
------	---	---	--	---

2024				
------	--	--	--	--

03

1

2



3

	枝

--	--	--	--	--	--

--

--



2024

01



2022

2024



02

2024



2024

03



01

1 2022

5%/



2 2024



ISO14001

01

2022 2024

02

2024



2024

ESG



03

1



- 3

3000d † 6400 d †

PP

/

-

-

-

- 2021

-

1u2

-

-

3u4

- 2021

-

-

-

1u2

- 2021

-

2024

ESG




- lu

-
-
-

-
-
-
-
-
-
-

2


2023 1 11



04

1

CEO



2 2022

3 2021

7			
" RCO "			
13300	237505	5.6%	
VOCj			




2024


ESG

--

01



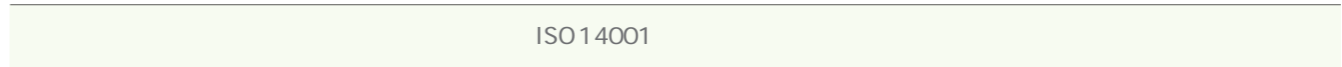
-- 1044 [2023 1044]



02



SBT



" ESG "



01

1

			6142	69.76%
			2663	30.24%
			44	0.50%
			1115	12.66%
			1709	19.41%
	/		3731	42.37%
			2206	25.05%
	30		2362	26.83%
	30-50		6282	71.35%
	50		161	1.83%
			8805	

2

		6	0.07%	66.7%
4		2		
			52	EMBA
			45	
			47	
			48	
			42	
			52	
			30	

2024

ESG

3

ESG

2024	
	261
	16
	315
	28
	17
	354

4 2024

3.06%

2023

0.38%

2024		2023	
	71.61%		
	28.39%		
	5.58%		
	5.32%		
	0.53%		
	1.72%		
	86.85%		
		30	48.31%
		30-50	51.12%
		50	0.57%

02

1

2

16

100%



03



04

18
PCB

05



06

1

2




2000

1:1

2000

3


4



07

1

" "




2

-

-

-

2024 158.02



2

2024

ESG

74

60%

45

200

100



09

1

ge`ol e@j_gcb.cf d
0752-3723668



2

2024
2023

50

13

7

100%

	11	22%	6	54.5%	4	36%	1
	18	36%	11	61%	3	17%	
					4		
	16	32%	6	37.5%	5	31.2%	
			2	3			
	5	10%	/				
	50	100%					

10

5 8

3

8 00-12 00 13 30-17 30

11

1

1720

2000

100

16%

2500

2

150%


2

1.5

200%

3

300%



8

2


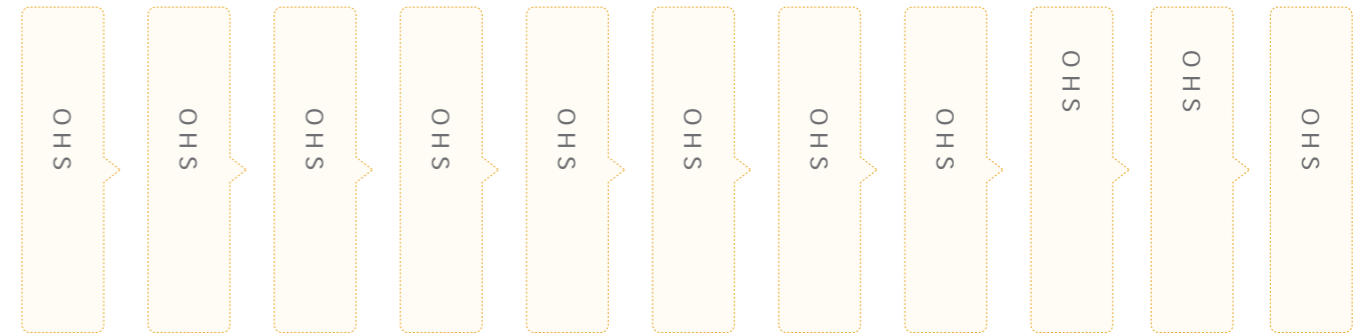
	20.01%	26.52%	35.23%	11.50%	6.54%	81.76%
	23.98%	36.52%	29.55%	6.31%	3.81%	90.05%
	10.98%	33.65%	38.52%	9.29%	7.57%	83.15%
	18.52%	31.55%	37.25%	7.56%	5.20%	87.32%
	/	/	/	/	/	85.57%

9

39

40

ISO 45001



2024

ESG

2

-				
-				
-		3		
-			X-RAY	
-				
-	2024			

O2

1

	816	2148	1332	100%	0	0
	1249	2917	1688	100%	0	0
	701	2065	1364	100%	0	0
	47	56	9	100%	0	0
	2813	7186	4373	100%	0	0

2

	129			
	20			
	20	AGV	AGV	
	169			

3

2023	8167	120902735.21	100%
2024	102607	10295819.65	100%

4 2024

2024	/					
2021	30	9673	3.1‰	14103.92	14666608.8	1.41%
2022	27	9365	2.8‰	13334.8	14706074.48	1.33%
2023	25	9700	2.5‰	13225.92	13839795.52	1.32%
2024	23	9900	2.3‰	8006.5	29700000.00	0.77%

5

2021	216	8200	25165	154715	18.87
2022	210	8500	24328	154418	18.17
2023	218	9100	25228	183572	20.17
2024	283	9428	28284	175047	18.57



2024

ESG

6



2023

2024

EHS

2024

68

7


- 2024



- 2024

1	1	1	4
22	198	207	280
100%	100%	100%	100%

2	4	1	1
124	190	51	145
100%	100%	100%	100%

1	1
67	33
100%	100%





03

1

2024 6 27 350	8916		2024 6 26 54	1030
------------------	------	--	-----------------	------

2024 11 27 585	8473		2024 6 28 15	2020
-------------------	------	--	-----------------	------

2024	42	

2

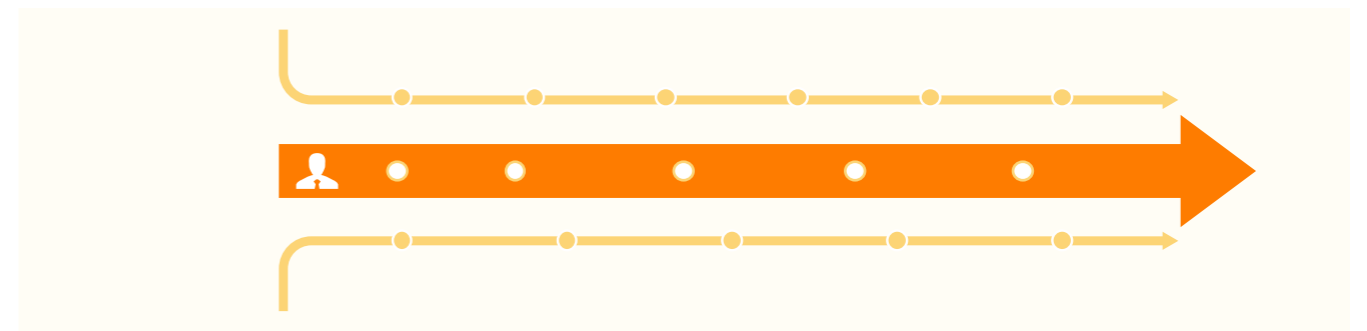


O1

R1	
R2	
R3	
R4	
R5	
R6	
R7	
R8	
R9	

O2

1	
-	



2

--	--	--	--	--

1828 100% 263 100%

3

--	--	--	--	--

335 18% 183 69.6%

--	--	--	--	--

153 8% 18 6.8%

--	--	--	--	--

1340 73% 62 23.6%

--	--	--	--	--

1828 100% 263 100%

03

1

2

--	--	--	--	--

--	--	--	--	--

--	--	--	--	--


--	--	--	--	--

03



04

- 2019
- 2021
- 2022
- 2023
- 2023



01

1

2

3

4

-

-

-





5

6

02

1

2

03

1

2

RBA

3

RBA

4 RBA



5 RBA

6

--	--


-
-

--	--

-
-
-




-
-



-

7



8

O4

O1

1

2

O2



O3

1





2

3

O4

O5

O1

1



2

-

-

-



O2

O3

1

O4

2



O4




01

02

1

2



01

1

2

-
-




02

03

-

-

-



04

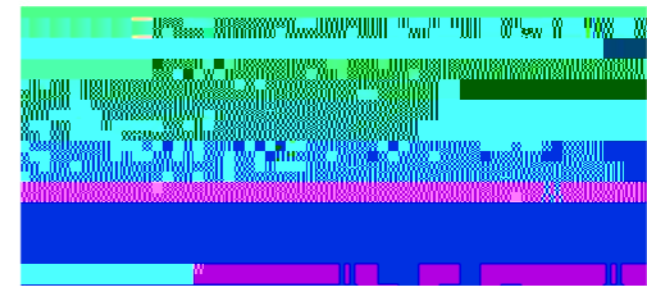

-

-

-

01

02





01



-

-




-

-

-

-




-

-

-

-



-

-

-

-



-


-



-

-

-



-



-

-

-

-

-




02




-

-



-

-



-

-



-




-



-

-



-

-



-



-



-



-



-



-




-



-

“ ESG ”



01

ESG

2 —

1

2024

3

31

2

7

3

2024

9

会议

52

EMBA

1977 7

MBA

1977 4

1979 8

1966 3

1989 2 — 2000 5

2000 5 — 2003 2

2003 2 — 2007 4

2007 4

— 2010 9

2010 9

1985

2017 7 — 2023 6

2023 7

2024 3

1975 10

1977 4

2024

ESG

1976 2

1999 7 2018 7

2019 8

1979 8

1982 11

2004 9 2014 2
2014 2

1994 10

1972 11

3

3

2

2024

6

会议

38

1978 7

1983 2

MBA

CEO

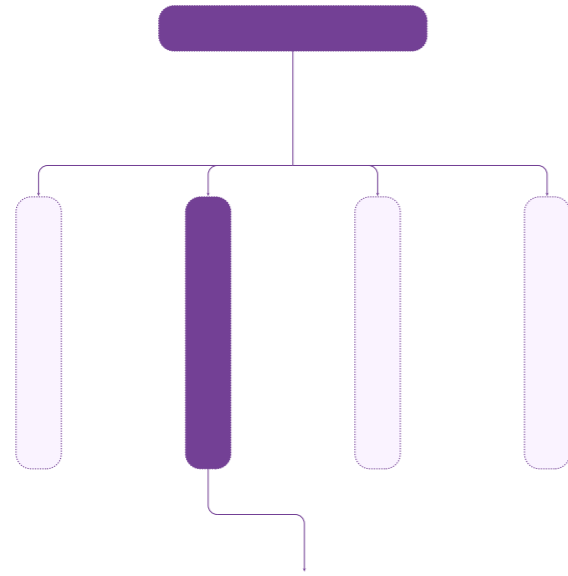
02

ESG

2024

ESG

1 ESG



{ { { } } }

2 ESG

/ ESG

- -
- -
- -

a. ESG

ESG
ESG



b. ESG

8 ESG

a. ESG

b. ESG

ESG

01

(ESG)

-

-

4

01

1

" "

02


(ESG)

- ESG / ESG ESG

- ESG ESG


- ESG ESG

" "



- ESG ESG

- ESG



03

(ESG)

a. ESG

- ESG ESG

- ESG ESG



- ESG ESG

- ESG ESG

- ESG ESG

- ESG ESG


- ESG ESG



b. ESG

- ESG

- ESG



2024

ESG

2

3

VGT-sjb@shpcb.com



4

5

02

1

25

5

18

2

1057 13%

655 8%

3

01

1


2

3

02


03

04



2024

ESG



01



ESG

02



-
-
-

ESG

ESG

ESG

"

"

2024

ESG

ESG

ESG

	2022	2023	2024
	143.04	173.84	191.75
	7.89	7.93	107.31
%	6.1%	0.58%	35.31%
	8.97	7.49	13.12
	7.91	6.71	11.54
%	21.74%	-16.5%	71.96%
	0.92	0.78	1.34
	7747	8116	8805
	2408	2490	2663
	74	69	82
%	0.95	0.85	0.93
	1103	1032	1128
	55	74	74
	1226	1419	1685
%	100	100	100

ESG

	2022	2023	2024
	49856	61664	50203
%	100	100	100
	0	0	0
	0	0	0
%	100%	100%	100%
	1908	1738	2049
	76019	63717	66999
	14.7	12.85	18.5
	112.34	132.61	75.4461
	100	367	228
	76.4	303.4	174.8
%	3.78%	3.44%	3.06%
%	28.6%	30%	23.7%
%	80.86%	81.47%	81.76%
%	91.86%	92.89%	90.05%
%	86.55%	90.00%	87.32%
	8500	9100	9428
H	18.17	20.17	18.57
%	100%	100%	100%
	8500	9100	9428
H	18.17	20.17	18.57
%	100%	100%	100%

2024

ESG

		2022	2023	2024
		9	11	12
		0	0	0
	%	1.33%	1.32%	0.77%
	‰	2.8‰	2.5‰	2.3‰
		27	25	23
		0	0	0
		96.31	97.04	97
	%	98.35%	98.56%	98.68%
		785271.34	772881.10	33457.28
		81	111	131
		0	0	0
		2	3	3
		65	117	126
	%	100%	100%	100%
ESG/CSR		0	0	2
		101	77	125
	%	100%	100%	100%
/	%	100%	100%	100%
		0	0	0


ESG

		2022	2023	2024
		140	300	300
		795	695	400
		0	1	5
		0	7	86
	H	0	27.5	233
		6280.69	6027.3862	8579
		78911.32	95495.47	108370.1116
		68187.28509	73268.10333	83123.31119
		10495.7112	11677.1412	11511.01753
		228.3278564	213.4719108	216.7829229
		0	10336.7503	13519.00
		1359	1486	1854
	kg/m ²	13.15	12.80	14.47
	kg/m ²	0.04	0.087	0.033
	kgce/m ²	10.83	10.65	10.458
HDI	kgce/m ²	40.94	40.22	39.49
		480622.97	526879.82	599421.04
		36364.31	46088.24	53958.74
		444258.65	480791.58	545462.30

	2022	2023	2024
/MWh	0.8682	0.8767	0.8791
m ³	332.1421	325.8	431.5815
m ³	332.1421	325.8	431.5815
m ³	5333.0323	5450.9468	5551.5364
%	96.83%	96.57%	94.3%
/	0.525	0.583	0.660
	1744579.97	1933730.41	3350556.1
(COD)	90.32	83.45	154.80
(NH ₃ -N)	5.26	6.66	7.61
(SO ₂)	2.99	2.94	3.63
	79839.9307	84343.6177	92767.8274
	4105.081046	3668.8183	7187.7195145
%	100%	100%	100%



GFIM2024



2024



PCB



2024

30

2024

ESG

ESG



()

2024 1 1 2024 12 31

2023 1 1 2023 12 31

2 --

3 --

ESG

Environment, Social and Governance

/

GHG 7

GWP
GWP



1




2

2


01		07
02		08
03	1	09
	2	10
		11
		12
04		13
05		14
06		15

3



GWP

GWP



" — — "

NPI New Product Introduction

PCB

HDI

CPCA China Printed Circuit Association

ERP Enterprise Resource Planning

MES Manufacturing Execution System

SRM Supplier Relationship Management

RBA - Responsible Business Alliance 2004
EICC

EHS Environment, Health and Safety

SQE Supplier Quality Engineer

